

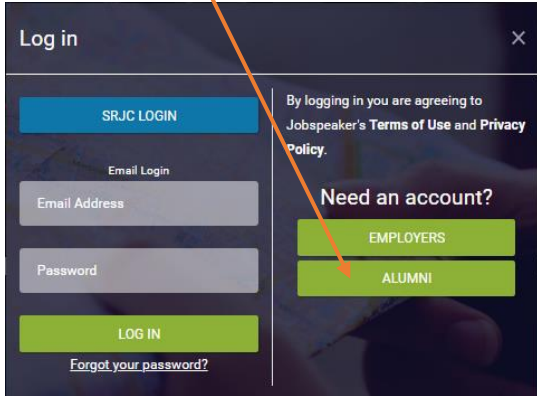


# QUICK GUIDE TO JOBSPEAKER FOR NEW EMPLOYERS

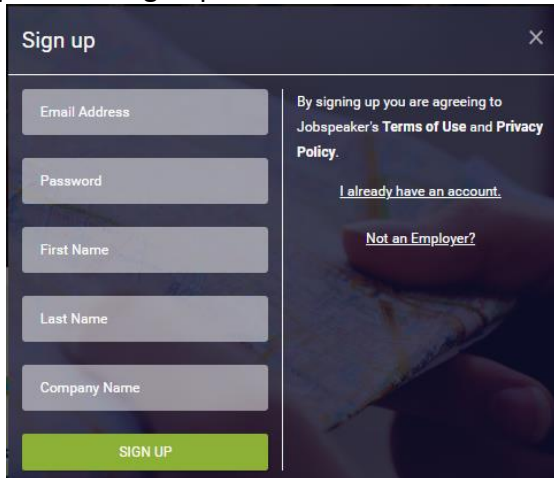
- 1 Go to: [srjc.jobspeaker.com/#/hire](http://srjc.jobspeaker.com/#/hire)
- 2 "SIGN IN"



- 3 Click "EMPLOYERS"

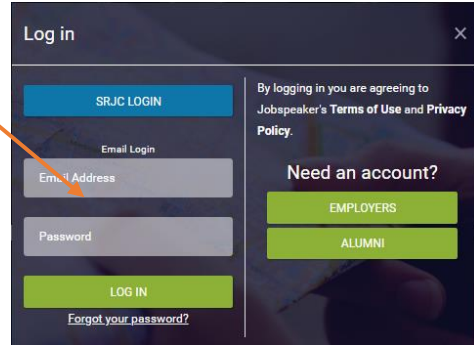


- 4 Complete the Sign up form

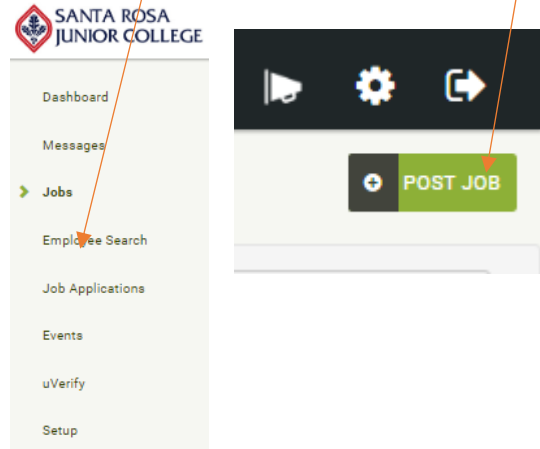


- 5 You will receive an email from [news@jobspeaker.com](mailto:news@jobspeaker.com) with your Log in credentials

- 6 To post a Job or Internship, go to: [srjc.jobspeaker.com/#/hire](http://srjc.jobspeaker.com/#/hire)
- 7 Log in using your account email and password you have created



- 8 Post a Job or Internship
- 9 Go to **Jobs** tab and Click on **POST JOB**



- 10 Complete Information and Post

